

# SUPERMETHYL™-FAST



ELLIS BIO

ellisbio.com

## BISULFITE CONVERSION KITS

10 min conversion & 35 min protocol time

Excellent recovery > 80% post-conversion

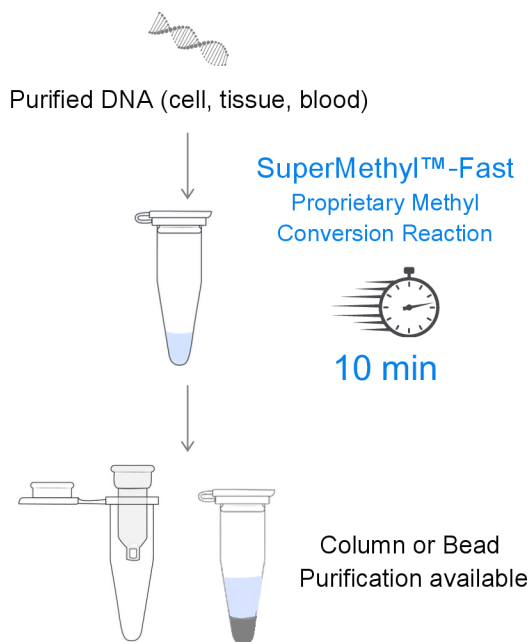
High C-to-U conversion & Low background

For downstream PCR, NGS, microarrays & more

The SuperMethyl™-Fast Bisulfite Conversion Kits from Ellis Bio deliver speed and reliability for DNA methylation analysis. With a rapid 10 minute proprietary bisulfite conversion step and a 35 minute total protocol time, you can achieve high-quality results quickly. Designed for 10 ng to 2 µg input DNA, the kits ensure exceptional conversion efficiency exceeding 99.5%, minimizing false positives while preserving DNA integrity. Magnetic bead and spin-column formats are available for workflow flexibility. The purified, converted DNA is ideal for downstream applications, including methylation-specific PCR (MSP), library preparation for next-generation sequencing (NGS), and methylation microarrays. The SuperMethyl™-Fast Bisulfite Conversion Kits set a new benchmark in efficiency, precision, and versatility for cutting-edge epigenetics applications.

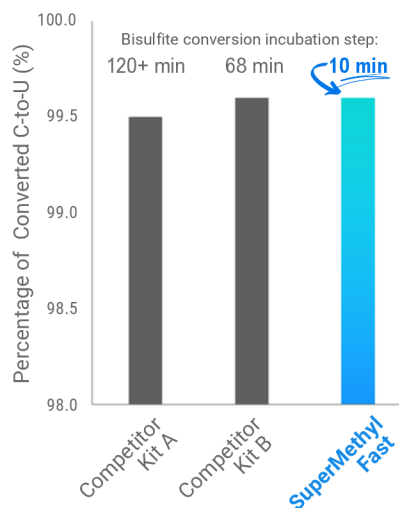


### FAST WORKFLOW

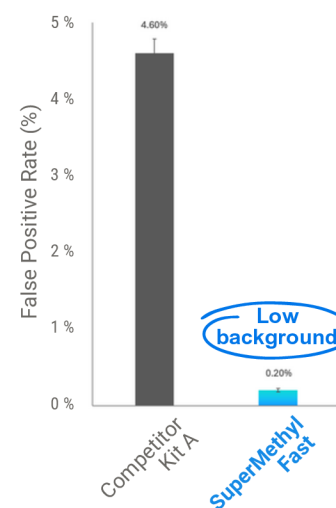


### GET QUALITY PERFORMANCE FAST

> 99.5% C-U Conversion Rates



< 1% False Positives



C-to-U conversion efficiency and false positive rates assessed across different bisulfite kits. Fragmented λ-DNA was subjected to bisulfite conversion kits. Libraries were prepared with the KAPA HyperPrep kit (Roche) and sequenced on an Illumina NGS platform.

### SPECIFICATIONS

Input	10 ng - 2 µg purified DNA (gDNA, cfDNA, FFPE)
Conversion Efficiency	>99.5%
DNA Recovery	>80%
Elution Volume	Beads: 30 µL Column: 10 - 30 µL
Platform Compatibility	KAPA Library kits (Roche), Illumina sequencing platforms

### AVAILABLE ON ELLISBIO.COM

Product	Kit
SMF-50R-BEAD	SuperMethyl™-Fast Bisulfite Conversion Kit 50-Reactions, Magnetic Bead Purification
SMF-50R-COLUMN	SuperMethyl™-Fast Bisulfite Conversion Kit 50-Reactions, Column Purification



Dai, Q., Ye, C., Irkliyenko, I. et al. Nat Biotechnol 42, 1559–1570 (2024).  
<https://doi.org/10.1038/s41587-023-02034-w>

For Research Use Only (RUO), not for use in diagnostic procedures